

SAFEGROUND 2P

Power Line SPDs with Grounding Monitor
DIN RAIL - IEC TYPE 2 w/GM



General Data

Internal configuration	1+1
No. Poles	2-Pole
No. DIN rail modules	2
Network configuration	TT, TNS
IEC SPD Type	Class II
EN SPD Type	Type 2
Format	Pluggable
Protection Modes	L-N / N-PE
Product standards	EN 61643-11 ; EN 61557-3 ; EN 61010:1



PART NUMBERS

XXX	120	230
PSM2-40/XXX SG	77727758	77727756

SURGE PROTECTION DEVICE (SPD) - IEC TECHNICAL FEATURES

PSM2-40/XXX SG	120	230
Maximum continuous operating voltage (AC) - Uc (L-N) [V]	150	275
Maximum continuous operating voltage (AC) - Uc (N-PE) [V]	132	265
Nominal voltage AC 50-60 Hz - Un [V]	120/208	230/400
Nominal voltage AC 50-60 Hz - Un(L-L) [V]	208	400
Nominal voltage AC 50-60 Hz - Un(L-N) [V]	120	230
Nominal discharge current (8/20) - In (L-N) [kA]		20
Max Discharge Current (8/20) - Imax (L-N) [kA]		40
Voltage protection level at In - Up (L-N) [kV]	≤1	≤1,3
Voltage protection level at In - Up (N-PE) [kV]		≤1,5
Maximum back-up fuse [A [gG]]		125
Short circuit withstand- Iscsr [kA]		25
Following current - Ifi [A]		100
Response time - tA (L-N) [ns]		≤25
Response time - tA (N-PE) [ns]		≤100
Dynamic thermal disconnection		Yes

TECHNICAL FEATURES

PSM2-40/XXX SG	120	230
Power consumption [VA]		1.6

MECHANICAL AND ENVIRONMENTAL FEATURES

PSM2-40/XXX SG	120	230
Temperature range [°C]		-30 ... 80
Indication System Type		Green (OK) / Not green (replace), LED
Insulating material		PA66 CT1

DATASHEET

This document is subject to change at any time without notice www.cirprotec.com | Lepanto 49 · 08223 Terrassa, Barcelona Spain © 2024 Cirprotec SLU | All rights reserved






cirprotec

SAFEGROUND 2P







Continue PSM2-40/XXX SG

PSM2-40/XXX SG	120	230
Enclosure - IP	IP20	
Flammability class	UL94 V-0	
Solid conductor cross section	6...35 mm ²	
Stranded conductor cross section	6...25 mm ²	
Torque rating [N m]	3	

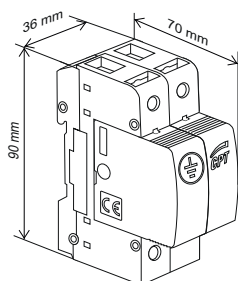
MAIN INDICATIONS

 Steady	<ul style="list-style-type: none"> · Correct wiring · Surge protection operating at its maximum effectiveness
 Flashing	<ul style="list-style-type: none"> · Incorrect wiring (single-phase)
 Steady	<ul style="list-style-type: none"> · Surge protection is not operating at its maximum effectiveness
 Steady	<ul style="list-style-type: none"> · Ineffective surge protection
 Flashing	<ul style="list-style-type: none"> · Incorrect wiring · Without earthing connection and no surge protection · Check installation · Potential security risk

ADDITIONAL INDICATIONS

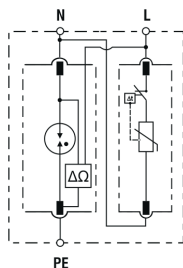
 	<ul style="list-style-type: none"> · Permanent undervoltage <195V
 	<ul style="list-style-type: none"> · Permanent overvoltage >275V
 	<ul style="list-style-type: none"> · High potential neutral-ground

DIMENSIONS AND WEIGHT



PSM2-40/XXX SG	120	230
Net Weight [kg]	0.19	0.209
Gross weight [kg]	0.225	0.241
Packaging dimensions (H x W x L) [mm]	117 × 42 × 90	

INTERNAL CONFIGURATION



REPLACEMENT CARTRIDGES

PSM2-40/XXX SG	120	230
PSM-XX/YYY (Line)	77707653	77707654

DATASHEET

This document is subject to change at any time without notice www.cirprotec.com | Lepanto 49 · 08223 Terrassa, Barcelona Spain © 2024 Cirprotec SLU | All rights reserved

cirprotec