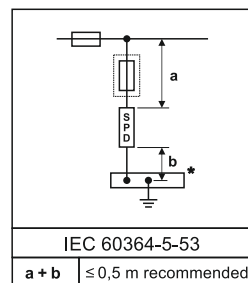
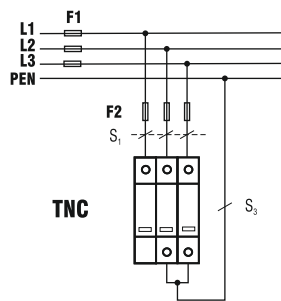


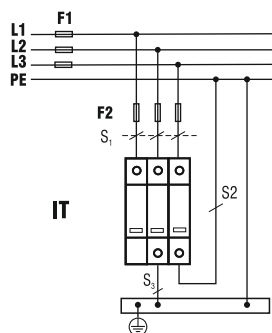
	EGA 1 xxx/3+0 (IR)			
	175	275	320	440
Installation	L - PE(N), TNC / IT			
Uc(L-N)(50-60 Hz)	175 V	275 V	320 V	440 V
Uc(N-PE)(50-60 Hz)	255 V			
Un(50/60 Hz)	120/208 V	230/400 V	277/480 V	400/690 V
Iimp	12,5 kA			
In	20 kA			
Ifl	-			
IscCR	25 kA			
IPE	<1 mA			
	max. 315 A gG ^(*)			
IP code / Location	20 / Indoor			
⚡/°C	-40 °C ... +85 °C / 5 % ... 95 %			
SPD failure mode	Open circuit			

- GB Installation instruction
- ES Instrucciones de instalación
- NL Montagehandleiding
- PL Instrukcja montażu
- IT Istruzioni di montaggio
- DE Einbauanleitung
- FR Instructions de montage
- PT Instruções de montagem
- EE Navodila za namestitvev
- JP 設置説明書
- CN 安装说明
- SE Monteringsanvisning
- LT Montavimo instrukcijos
- CZ Návod k montáži
- TR Montaj kılavuzu
- FI Asennusohje
- BG Инструкции за инсталация
- DK Monteringsvejledning
- HU Szerelési útmutató

TNC/IT One port device



* Equipotential bonding strip



(*) According to IEC 61643-11

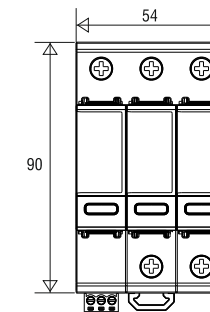
F1	F1 > 315 A gG ↓ F2 ≤ 315 A gG
F2	F1 ≤ 315 A gG ↓ ⊗

F1 A gG	S ₁ / mm ²	S ₂ / mm ²	S ₃ / mm ²	F2 A gG
≤ 63	10	16	16	---
80	10	16	16	---
100	16	16	16	---
125	16	16	16	---
160	25	25	25	---
200	25	25	25	---
250	25	25	25	---
315	25	25	25	---
> 315	25	25	25	315

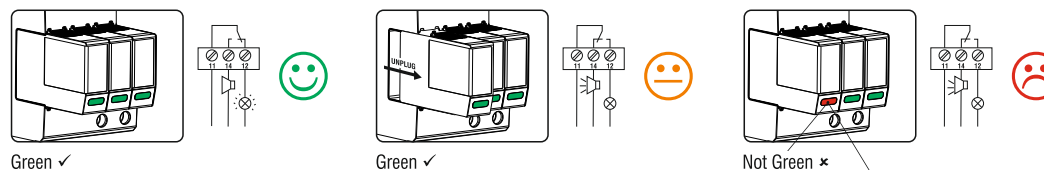
(IR) Optional

	U _{max} / I _{max}
	AC: 250 V/0,5 A
	DC: 125 V/0,2 A 30 V/1 A
	min 0,5 mm ² max 1,5 mm ²

L x W x H (mm)

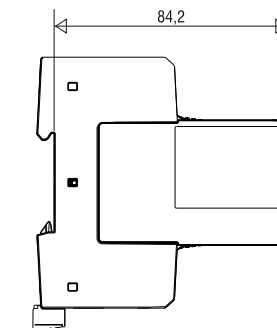


Protection status: Visual & remote indication



Replacement cartridges

EGARA 1 xxx			
175	275	320	440
33738011	33738001	33738003	33738005



Type of wire	FLEXIBLE / STRANDED	RIGID
min. □ L,N,⊕	min 1,5 mm ²	
max. □ L,N,⊕	25 mm ²	35 mm ²
□	16 mm ² Cu	≥ 15 mm

