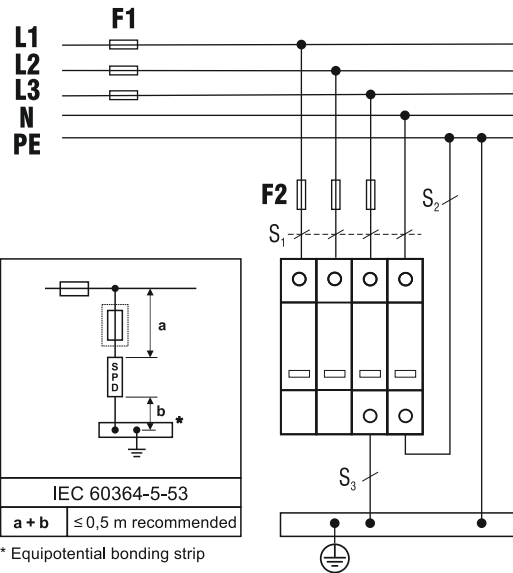


TT/TNS One port device



* Equipotential bonding strip

Type of wire	FLEXIBLE / STRANDED	RIGID
min. □ L,N,⊕	12 mm	12 mm
	min 1,5 mm ²	
max. □ L,N,⊕	25 mm ²	35 mm ²
□	16 mm ² Cu	≥ 15 mm

	EGA 1 xxx/3+1 LF (IR)	EGA 1 xxx/4+0 LF (IR)
	320	320
Installation	L - N / N - PE, TT / TNS	L - N / N - PE, TNS
U _c (L-N)(50-60 Hz)	320 V	320 V
U _c (N-PE)(50-60 Hz)	255 V	320 V
U _n (50/60 Hz)	230/400 V	230/400 V
I _{imp} (L-N)	12,5 kA	12,5 kA
I _{imp} (N-PE)	50 kA	12,5 kA
I _n (L-N)	20 kA	20 kA
I _n (N-PE)	50 kA	20 kA
I _{fl}	100 A	100 A
I _{SCCR}	25 kA	25 kA
I _{pe}	<10 μA	<10 μA
	max. 315 A gG ^(*)	
IP code / Location	20 / Indoor	
⚡/🌡️	-40 °C ... +85 °C / 5 % ... 95 %	
SPD failure mode	Open circuit	

(*) According to IEC 61643-11

(IR) Optional

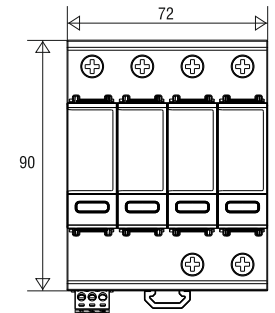
F1	F1 > 315 A gG ↓ F2 ≤ 315 A gG
F2	F1 ≤ 315 A gG ↓ ⊗

F1 A gG	S ₁ / mm ²	S ₂ / mm ²	S ₃ / mm ²	F2 A gG
≤ 63	10	16	16	---
80	10	16	16	---
100	16	16	16	---
125	16	16	16	---
160	25	25	25	---
200	25	25	25	---
250	25	25	25	---
315	25	25	25	---
> 315	25	25	25	315

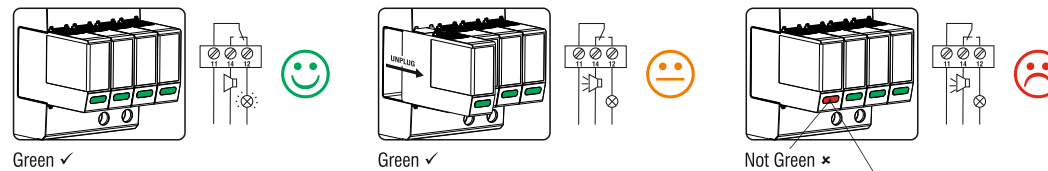
	U _{max} / I _{max}
	AC: 250 V/0,5 A
	DC: 125 V/0,2 A 30 V/1 A
	min 0,5 mm ² max 1,5 mm ²

- GB Installation instruction
- ES Instrucciones de instalación
- NL Montagehandleiding
- PL Instrukcja montażu
- IT Istruzioni di montaggio
- DE Einbauanleitung
- FR Instructions de montage
- PT Instruções de montagem
- EE Navõdila za namestitvev
- JP 設置説明書
- CN 安装说明
- SE Monteringsanvisning
- LT Montavimo instrukcijos
- CZ Návod k montáži
- TR Montaj kılavuzu
- FI Asennusohje
- BG Инструкции за инсталация
- DK Monteringsvejledning
- HU Szerelési útmutató

L x W x H (mm)



Protection status: Visual & remote indication



Replacement cartridges

EGARA 1 xxx LF	
320	N
33738004	33738000

